

For Pharmaceuticals Administered Alongside a Saline Infusion
epirubicin/doxorubicin, mitoxantrone and vinorelbine **Dogs >20kg**

- Check you have all the necessary equipment:

Personal protective equipment: gloves, gown, eye protection and face mask.


Catheter placement equipment: clipper, skin prep, catheter, tape.

Chemopet infusion kit: work mat, saline flush syringes x3, *admin set*, 100ml 0.9% saline, 7" *Microclave extension set* (this may have a blue or clear *clave port*) and dressing.

Prepared pharmaceutical: *luer lock syringe with Spiros attached*. Verify drug name and quantity. The items in *italics* are pictured below:




Admin set



In a low traffic area, lay out equipment on work mat.

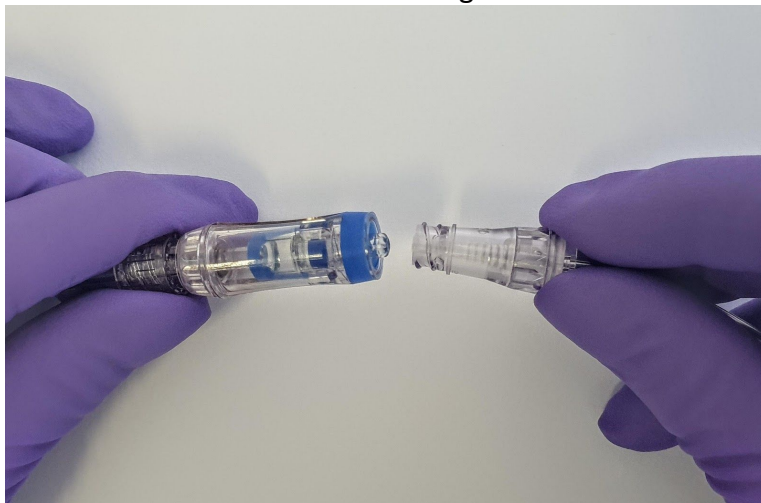
- Close roller clamp on admin set. Spike admin set into 100ml 0.9% saline bag. Remove red cap from Spiros, attach priming cap to Spiros and prime giving set with saline. Flush integrated Clave port with saline flush syringe. Remove priming cap and replace Spiros cap until admin.



- Prime 7" Microclave extension set with saline flush syringe.
- Put on PPE: gowns, gloves, mask and eye protection.
- Place first stick catheter and secure. Attach 7" Microclave extension set to catheter and secure.

It's a good idea to make a loop with the Microclave extension set as shown; this prevents tension on the catheter if the patient moves during treatment.

- Lock saline flush syringe into Clave port of Microclave extension set and confirm catheter patency: flush saline, draw back to check for blood flash and flush again, feel and inspect above catheter site for any bleb formation. Lock off Microclave extension set.
- Remove red cap and attach Spiros to microclave extension set, start saline infusion (~ 1 drop every 1-2 seconds) and then begin administering the chosen medication through the integrated Clave port in admin set, (there is a back check valve just above the port preventing drug from travelling up the line).
- Monitor catheter site throughout.



In **dogs**,
administer Epirubicin or Doxorubicin infusion
over **20-30** minutes

administer Carboplatin infusion over **5-10** over
minutes

administer Mitoxantrone & Vinorelbine
infusions over **15** minutes

Keep pressure on the syringe plunger during the administration and as you disconnect Spiros at the end of treatment.

- Flush 10-15ml saline through intergrated Clave port to clear any residue from administration set.
- Lock off Microclave extension set.
- Remove catheter and administration equipment as one from patient (do not disconnect) and dispose of in a cytotoxic waste bin.
- Apply dressing to the catheter site.
- Remove PPE and thoroughly wash hands.